


10+ 2-4 45min.

# PANDEMIC

You and your companions are highly skilled members of a disease-fighting team waging a battle against four deadly diseases. Your team will travel across the globe, stemming the tide of infection and developing the resources you'll need to discover the cures. You must work together, using your individual strengths to destroy the diseases before they overtake the world. The clock is ticking as outbreaks and epidemics accelerate the spread of the plague. Will you find the cures in time? The fate of humanity is in your hands!

## COMPONENTS

### 5 PAWNS



### 6 RESEARCH STATIONS



### 6 MARKERS



Cure Markers vial-side



Outbreaks Marker

Infection Rate Marker

Cure Markers sunset-side

### 96 DISEASE CUBES

(24 each of yellow, red, blue, black)



### 1 BOARD



### 59 PLAYER CARDS

Back

Front samples



### 48 INFECTION CARDS

Back


Front samples



### 5 ROLE CARDS

Back

Front samples



### 4 REFERENCE CARDS

Front



Back



# OBJECT OF THE GAME

**Pandemic** is a cooperative game. You and your fellow players are members of a disease control team, working together to research cures and prevent additional outbreaks. Each of you will assume a unique role within the team, with special abilities that will improve your team's chances if applied wisely. The object is to save humanity by discovering cures to four deadly diseases (Blue, Yellow, Black, and Red) that threaten to overtake the planet.



If you and your team aren't able to keep the diseases contained before finding the necessary cures, the planet will be overrun and the game will end in defeat for everyone... Do you have what it takes to save humanity?

## SETTING UP

1. Place the Board in the center of the table within easy reach of all the players.

2. Shuffle the Role cards and deal 1 to each player. Each player takes their corresponding pawn and puts it in Atlanta. Put excess Role cards and pawns (if any) back into the box.



3. Place 1 Research Station in Atlanta, and place the others near the side of the board.



4. Put the Outbreaks Marker on the "0" space of the Outbreaks Indicator, the Infection Rate Marker on the first space of the Infection Rate Track (marked "2"), and the 4 Cure Markers near the Cures Discovered Area of the board.



5. Separate the Disease cubes by color and place them near the board in four separate piles.



6. Pull the 6 Epidemic cards out of the Player card deck and set them aside for now.



7. Shuffle the remaining Player cards (with the blue backs) and deal them to the players face down:  
4 PLAYER GAME: 2 CARDS EACH    3 PLAYER GAME: 3 CARDS EACH    2 PLAYER GAME: 4 CARDS EACH



8. Divide the remaining Player cards into a number of piles according to how difficult you'd like to make the game. Make the piles as equal in size as is possible.



- For the **Introductory Game**, divide the cards into 4 piles. (*Use this option if this is your first game.*)
- For the **Normal Game**, divide the cards into 5 piles.
- For the **Heroic Game**, divide the cards into 6 piles. (*Once you've mastered the Normal Game.*)

9. Shuffle an Epidemic card into each pile. Stack the piles on top of each other to form the Player Draw Pile. (If the piles aren't exactly the same size, stack them so that the larger piles are above the smaller piles.) Put any excess Epidemic cards back into the box.



10. Shuffle the Infection cards (with the green backs) and place them face down on the board to form the Infection Draw Pile.



11. Put the initial Disease cubes on the board: 

- Draw 3 cards from the Infection Draw Pile and place them face up into the Infection Discard Pile. For each card drawn, add 3 cubes (of the color of the card) to each pictured city.
- Draw 3 more cards and do the same thing as above, but add 2 cubes to each pictured city.
- Draw 3 final cards and do the same as above, but add 1 cube to each city.



12. The player who was most recently sick goes first.

# SETUP SUMMARY

## 1. Hand each player:



A random Role card

A Reference card



a starting hand


**4 PLAYERS: 2 CARDS**

**3 PLAYERS: 3 CARDS**

**2 PLAYERS: 4 CARDS**

## 2. Place on the board:

Each player's pawn and 1 Research Station (in Atlanta)



The Infection Rate Marker and Outbreak Marker



## 3. Infect some cities:

• Shuffle the Infection cards and draw 9 cards.

Place 3 cubes in the first 3 cities.



Place 2 cubes in the second 3 cities.



Place 1 cube in the final 3 cities.




- Use cubes matching the colors of the cards.
- Discard the 9 cards to the Infection Discard Pile.
- Make a Draw Pile out of the remaining Infection cards.



## 4. Place within easy reach:

The remaining Disease cubes sorted by type



Extra Research Stations



Cure Tokens, vial-side up (near the Cures Discovered Area)



## 5. Prepare the Player Draw Pile:

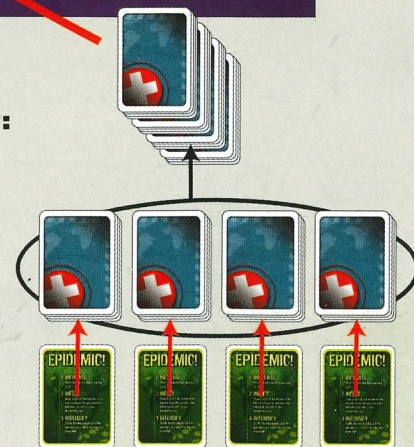
• Divide the remaining Player cards into equal piles.

**INTRODUCTORY GAME: 4 PILES**

**NORMAL GAME: 5 PILES**

**HEROIC GAME: 6 PILES**

- Shuffle 1 Epidemic card (face down) into each pile.
- Stack the piles together to form the Player Draw Pile.



Order of Play

1. Take 4 actions
2. Draw 2 cards
3. Draw infection cards

# A GAME TURN

Play proceeds clockwise around the table with each player taking turns in order until the game ends. Each turn, the current player must:

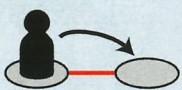
- 1 Take 4 actions**
- 2 Draw 2 cards to add to his hand**
- 3 Take on the role of the Infector**

After taking the role of the Infector, the player's turn is over and the player on his left then begins his turn.

## 1 ACTIONS

A player gets 4 actions to spend on her turn. A player may select from any of the available **Basic** and **Special** actions and spend 1 action to perform it. A given action may be performed more than once during a turn, so long as 1 action is spent for each instance. Each player's **Role** will grant them special abilities that are unique to that player. Players may also *pass* if they have nothing else to do. Unused actions may not be saved from turn to turn.

### BASIC ACTIONS



#### Drive (or Ferry)

Move your pawn to an adjacent city. Cities are adjacent if they are connected by a red line. Red lines that go off the edge of the board "wrap around" to the opposite board edge and continue to the indicated city. (For example, Sydney and Los Angeles are considered to be adjacent)



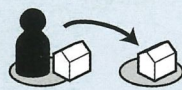
#### Direct Flight

Play a card from your hand and move your pawn to the pictured city. Discard the card to the Player Discard pile.



#### Charter Flight

Play the card corresponding to your pawn's current location, and move to any city on the board. Discard the card to the Player Discard pile.



#### Shuttle Flight

If your pawn is in a city with a Research Station, move it to any other city with a Research Station. (See below for details on building Research Stations.)



#### Pass

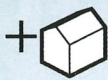
A player may also elect to pass (and do nothing) for an action.



The **Dispatcher** may move other player's pawns on his turn (using any of the available **Basic** actions) as if they were his own pawn. He may also spend an action to move a pawn to any city that contains another pawn. He may only move other players' pawns if they permit him to do so.

*Note: For the **Charter Flight** action, the Dispatcher must play the card corresponding to the current location of the pawn he wishes to move.*

## SPECIAL ACTIONS



### Build A Research Station

*Building Research Stations helps your team move from place to place. Research Stations are also required for discovering cures.*

Play the card corresponding to the city your pawn currently occupies, then place a Research Station in that city. Discard the card to the Player Discard Pile. If there aren't any Research Stations left in the supply, select one of the Research Stations already in play and transfer it to the city your pawn occupies.



The **Operations Expert** does *not* have to play the card matching the city his pawn occupies when performing the **Build A Research Station** action. He simply spends an action to add a Research Station to his current city.



### Discover A Cure

*Once your team has discovered all four cures, you win!*

If your pawn is in a city with a Research Station, discard 5 cards of the same color to cure the corresponding disease. Take a Cure marker and place it (vial-side up) on the Discovered Cures area of the board to indicate which disease has been cured. Place the spent cards into the Player Discard Pile.



The **Scientist** only needs 4 cards of a color to discover the cure of the corresponding disease when performing the **Discover Cure** action.



### Treat Disease

*Over the course of the game, your team can treat diseases to buy the time needed to discover cures.*

Remove a disease cube from the city your pawn occupies. (Each removed cube costs one action.) Place the removed cube back into the stock by the side of the board. *If players have discovered a cure*, instead of one cube, remove *all cubes of a cured disease* in your current city for one action.



### Eradicating a Disease

If a cure for a given disease has been discovered and *all* of the disease cubes of that color have been removed from the board, flip the Cure marker for the disease to the "Sunset" side. From now on, cards of this color have no effect when drawn on the Infector's turn. Take all of the cubes of the eradicated color and place them back in the box—they will not be used again for the rest of the game.



The **Medic** may remove *all* the cubes of a single color (instead of 1) when performing the **Treat Disease** action. Also, if the Medic at any time finds herself in a city that contains cubes of a disease that has been *cured*, she may immediately remove *all* of those cubes. This unique ability is in effect during all players' turns and does not cost any actions to perform.



### Share Knowledge

*Sometimes it's hard for one player to get the cards necessary to discover a cure. The **Share Knowledge** action (while difficult to perform) can be useful in these cases.*

Transfer a card from one player to another. Every card transferred costs 1 action. Both your pawn *and* your fellow player's pawn must be in the same city, and *you may only transfer the card of the city that you are in together*. (For example, if you are together in Moscow, only the Moscow card may be transferred from one player to the other.) If either player holds more than 7 cards as the result of a transfer, the excess cards must be immediately discarded to the Player Discard Pile.



CITY X's  
CARD



The **Researcher** may give a fellow player *any* card from his hand when involved in a **Share Knowledge** action. He is not restricted to giving the card of the current jointly-occupied city, like other players are. This freedom only applies when the Researcher is *giving* a card—he always *receives* a card with the same restriction as other players. The Researcher can utilize this ability when involved in **Share Knowledge** actions on *any* player's turn.

After taking actions, players must draw 2 cards from the Player Draw Pile to add to their hand. If a card is an Epidemic card, instead of taking the card in hand, refer to the rules for **Epidemics**, below. After drawing the required cards, take on the role of the Infector. See **Playing the Infector** on page 7.

If there aren't enough cards in the Player Draw Pile to draw, the game immediately ends in defeat for all players!

## • SPECIAL EVENT CARDS

The Player Cards deck contains some Special Event cards. These cards may be played at any time (even on a fellow player's turn) and do not require an action to play. When you play a Special Event card, immediately follow the instructions on the card, then discard the card into the Player Discard Pile.



## • HAND LIMIT

Players have a hand limit of 7 cards. If the number of cards in hand ever exceeds 7 as a result of drawing cards (or performing the **Share Knowledge** action), the player must immediately discard cards in excess to the Player Discard Pile. Players may choose which cards to discard. Players may *play* Special Event cards (including any they have just drawn) instead of discarding them, to help reduce their hand to 7.

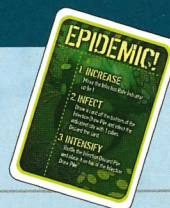
## • SHARING INFORMATION ABOUT CARDS

Players may openly discuss strategies during the game, but like the real world, the players do not immediately know everything that the other players do. To simulate this, if you are playing the *Normal* or *Heroic* Games, players may not show the contents of their hands to their fellow players during the game. Players may however, freely *tell* each other what cards they have. The *Introductory* Game has no such restriction and players may decide to play their hands openly.

Because **Pandemic** is a test of cooperation and mettle (and not of memory), players may freely examine the contents of the Player Discard Pile and the Infection Discard Pile at any time.

## EPIDEMICS

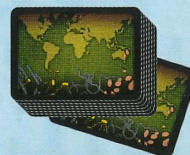
Whenever a player draws an Epidemic card, discard the card into the Player Discard Pile and do the following:



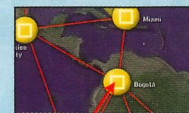
- 1. Increase the Infection Rate:** Move the Infection Rate Indicator up by one on the Infection Rate Track on the board.



- 2. Infect:** Take the *bottom* card from the Infection Draw Pile and add 3 cubes to the city pictured on the card, then place the card into the Infection Discard Pile. Note: No city can contain more than 3 cubes of *any one color*. If the Epidemic would cause the city to exceed that limit, any excess cubes are returned to the stock and an **outbreak** is triggered. See rules for **Outbreaks** on page 7.



DRAW THE  
BOTTOM CARD



ADD 3 CUBES TO  
THE INDICATED CITY



DISCARD  
THE CARD

If there are not enough cubes to add to the board during an Epidemic, the game immediately ends in defeat for all players.

- 3. Increase the intensity of infection:** Take the Infection Discard Pile, thoroughly shuffle it, then place it *on top* of the remaining Infection Draw Pile. (Don't shuffle these cards *into* the Infection Draw Pile.)



SHUFFLE THE INFECTION  
DISCARD PILE THOROUGHLY



PLACE THE SHUFFLED DISCARDS ON  
TOP OF THE INFECTION DRAW PILE

Draw cards from the Infection Draw Pile equal to the current Infection Rate and add one cube to the pictured cities, using a cube of the same color as each card. Resolve the cards in the order you draw them. If, however, the pictured city is of a color that has been *eradicated*, do *not* add a cube. If a city already has 3 cubes in it of *the color being added*, instead of adding a cube to the city, an **outbreak** occurs in that color.

**Playing The Infector Example:** Brian is **Playing The Infector** to finish his turn. The Infection Marker is on “3” on the Infection Rate Track, so he draws 3 Infection cards:



Seoul, then Paris, then Algiers.

The Red disease was eradicated earlier in the game, so Brian ignores the Seoul card. The Blue and Black diseases are still a threat, so Brian must add 1 cube each to both Paris and Algiers in that order. *(Even though the Black disease is Cured, it can still spread!)*



Brian adds a Blue cube to Paris, bringing it to 2 cubes.

There are already 3 Black cubes in Algiers, so he cannot place a Black cube there... it's an **outbreak!** (see the **Outbreak Example**, below, for the resolution.)



## • OUTBREAKS

An outbreak occurs if a player is required to add a cube to a city that already has 3 cubes in it of that color. When this happens, instead of adding a 4th cube, add a cube of the outbreaking color to each adjacent city.

### Chain Reactions

If any of these new cubes would cause the total number of cubes of that color in an adjacent city to exceed 3, additional outbreaks may occur, causing a chain reaction. Note that each city may only outbreak *once* in each chain reaction.

Each time a city outbreaks, move the Outbreaks Marker up one space on the Outbreak Indicator. If the number of outbreaks ever reaches 8 (and the Outbreaks Marker reaches the skull symbol), the game immediately ends in defeat for all players. Also, if there are not enough cubes to add to the board when infecting, the game immediately ends in defeat for all players.

**Outbreak Example:** A Black outbreak has occurred in Algiers! Brian must place 1 Black cube in all adjacent cities: Madrid, Istanbul, Paris, and Cairo. He does so. Unfortunately, Cairo already has 3 black cubes in it, so the added cube triggers a **chain reaction**, and another outbreak! *(Note: While Madrid also now holds more than 3 cubes, it does not hold more than 3 of one color, so it does not outbreak.)*



Brian must now add 1 Black cube to all of the cities adjacent to Cairo. He does not add one to Algiers (*because no city can outbreak more than once in each chain reaction*), but he must add one to Istanbul (bringing it to 3) and to the rest of the adjacent cities not pictured. Luckily for Brian and the other players, none of those cities outbreak. Brian moves the Outbreaks Marker *two* spaces on the Outbreak Indicator because there were two outbreaks on his turn. Brian discards all 3 Infection cards and ends his turn.



## • TURN END

After all of the Infection Cards are resolved, place them into the Infection Discard Pile. Your turn is over. The player to the left now begins his turn.

X

## GAME END

### DEFEAT

The game ends immediately in defeat for all players if any of the following conditions occur:

- ☠ A player needs to add disease cubes to the board and there aren't any left of that color in the supply.
- ☠ The eighth outbreak occurs (the Outbreaks Marker reaches the skull symbol on the Outbreak Indicator)
- ☠ There are not enough cards in the Player Draw Pile when a player must draw cards.

### VICTORY!

Players collectively win the game immediately when the cures for all four diseases (Blue, Yellow, Black, and Red) have been discovered. Players do not need to administer cures to every infected city in order to win the game—victory is instant when any player discovers the fourth and final cure.



## WHERE THINGS STAND

Several turns have passed in the game and it is now Brian the Scientist's (White pawn) turn. Currently Brian is in Manila. Earlier in the game the Red disease was eradicated. Jane the Operations Expert (Green pawn) is nearby in Chennai, having recently built a Research Station there. Brian's turn begins.



BRIAN'S HAND



## ACTION 1

Some of the Yellow disease has spread into Manila, so Brian decides to treat it. He spends his first action to **Treat Disease**, and removes the 1 Yellow disease cube from Manila.



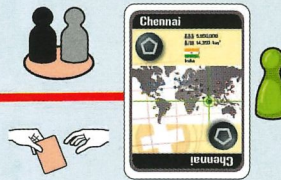
## ACTION 2

After conferring with Jane, Brian develops a plan, but he must get to Chennai in order to carry it out. Luckily Brian has the Manila card in his hand. He spends his second action and plays the card to perform the **Charter Flight** action, and moves his pawn to meet Jane at the Research Station in Chennai.





## ACTION 3

Together in Chennai, Brian and Jane conspire to carry out the plan. Brian spends his third action to **Share Knowledge**, and *receives* the Chennai card from Jane, which she had earlier told him was in her hand.



## ACTION 4

Now Brian's plan comes together. He will **Discover A Cure** for the Black disease at the Research Station in Chennai. Normally a player would need 5 cards of the correct color to do so, but Brian is the **Scientist**—he only needs 4. He discards his 4 Black cards and spends his fourth action to **Discover A Cure**. The Black Cure Marker is placed vial-side up in the corresponding space on the Cures Discovered Area.



## DRAW 2 CARDS

Having completed his 4 actions, Brian moves to the next phase of his turn and draws 2 cards from the Player Draw Pile. Neither of the cards is an Epidemic, so Brian adds them both to his hand and moves to the next phase of his turn—Playing The Infector.

*To see the remainder of Brian's turn, see the Playing The Infector Example on page 7.*



BRIAN'S HAND

**Pandemic Game Design** by Matt Leacock  
**Graphic Design and Layout** by Joshua Cappel  
**Painted Art** by Régis Moulun

### Special Thanks to

Donna Leacock, Tom Lehmann, Hillary Carey  
 Steckbauer, Chris and Kim Farrell, Rich Fulcher,  
 Corbin Nash, and Jim Cote



panda  
game manufacturing



Published by Z-Man Games Inc.

64 Prince Road, Mahopac, NY 10541

For any comments, questions, suggestions,  
 please contact [zman@zmangames.com](mailto:zman@zmangames.com)

[www.zmangames.com](http://www.zmangames.com)