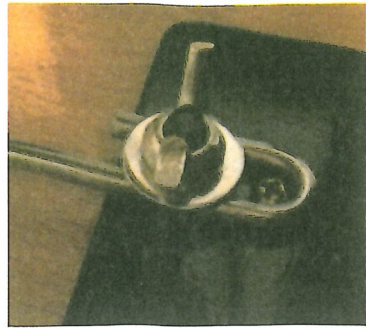
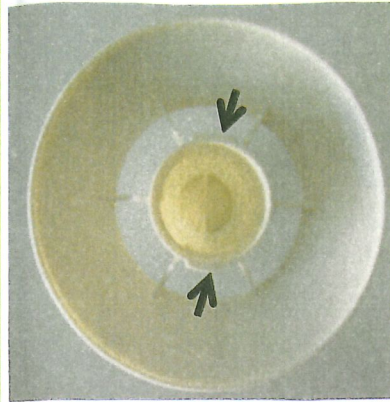


HOW TO USE YOUR METAL YARN BALL WINDER



STEP 1.

Place the feeding wire arm between the washer and the base plate. Position the wire arm so the end loop is behind the small Phillips screw. This helps lock the wire arm and prevents it from moving. Hand tighten the butterfly screw to secure the wire arm.



STEP 2.

Tightly clamp the winder to the edge of a sturdy table.


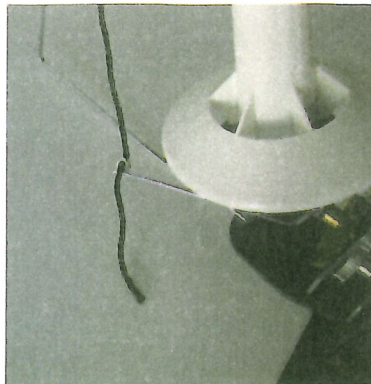
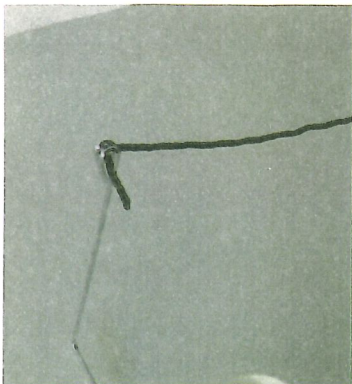


STEP 3.

Align the bobbin and the base of the winder at the locations shown by arrows. Push the bobbin all the way down. With one hand holding the proximal wire arm to prevent the base from rotating, use the other hand to turn the bobbin clockwise to lock it down.

STEP 4.

Thread the yarn first through the distal wire arm, then through the proximal wire arm, and finally position it tightly into the cleft of the bobbin. Begin turning the crank on the ball winder to start winding.




ANY QUESTIONS PLEASE CONTACT US AT:

service@stanwoodimports.com
sales@orientalhomegarden.com

Tel: (888) 670-5570




HOW TO USE YOUR AMISH STYLE YARN SWIFT



STEP 1.

Make sure you have all the parts: two pieces of base, two yarn holding bars, 4 long pegs and 1 short peg.





STEP 2.

Put two pieces of the base together and insert the short peg into the hole in the center of the base.

STEP 3.

Put the two pieces of yarn holding bars together and slide it into the short peg on top of the base. Insert the long pegs into the holes of the yarn holding bars.



STEP 4.

Untwist a skein of yarn so it becomes an open circle. Gently loop the yarn around the 4 pegs. Adjust the pegs so that the skein fits tightly around them.

STEP 5.

Identify the end of the yarn that points to the outside of the skein. Pulling the outside end won't tangle the yarn. You may knit straight from the swift or wind the yarn into a center-pull ball using our ball winder (sold separately).

ANY QUESTIONS PLEASE CONTACT US AT:
service@stanwoodimports.com
sales@orientalhomegarden.com

Tel: (888) 670-5570

